



# ENERG

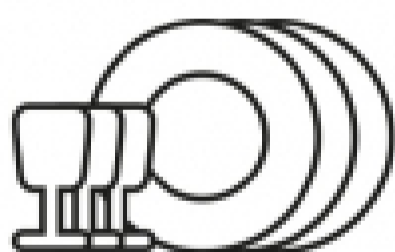


*eta*

ETA238190010D



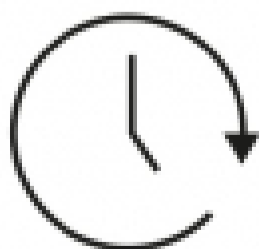
**85** kWh /



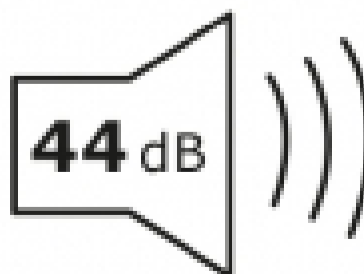
**14** x



**10,0** L



**3:18**



A**B**CD